









CHOSEN MODEL MANAGEMENT TANNER GERSCHICK


HEIGHT: 6' HAIR: DARK BLONDE EYES: BLUE SUIT: 39" LENGTH: R SHIRT: 15.5" SLEEVE: 34" WAIST: 30" INSEAM: 32" SHOE: 10






CHOSEN MODEL MANAGEMENT TANNER GERSCHICK

HEIGHT: 6' HAIR: DARK BLONDE EYES: BLUE SUIT: 39" LENGTH: R SHIRT: 15.5" SLEEVE: 34" WAIST: 30" INSEAM: 32" SHOE: 10





CHOSEN MODEL MANAGEMENT
TANNER GERSCHICK

HEIGHT: 6' HAIR: DARK BLONDE EYES: BLUE SUIT: 39" LENGTH: R SHIRT: 15.5" SLEEVE: 34" WAIST: 30" INSEAM: 32" SHOE: 10

